

## New Floor Console Type Inverter+ R32 GAS



Included



CZ-TACG1  
Panasonic Wifi  
kit: Optional.



CU-Z25UBEA



CU-Z35UBEA



CU-Z50UBEA

Kit			KIT-Z25-UFE	KIT-Z35-UFE	KIT-Z50-UFE
Cooling capacity	Nominal (Min - Max)	kW	2,50 [0,85 - 3,40]	3,50 [0,85 - 3,80]	5,00 [0,90 - 5,70]
EER <sup>1)</sup>	Nominal (Min - Max)	W/W	4,81 [3,54 - 3,78] A	4,07 [3,54 - 3,73] A	3,60 [3,53 - 3,15] A
SEER <sup>2)</sup>		W/W	7,90 <b>A++</b>	8,10 <b>A++</b>	6,70 <b>A++</b>
Pdesign (cooling)		kW	2,50	3,50	5,00
Input power cooling	Nominal (Min - Max)	kW	0,52 [0,24 - 0,90]	0,86 [0,24 - 1,02]	1,39 [0,26 - 1,81]
Annual energy consumption <sup>3)</sup>		kWh/a	111	151	261
Heating capacity	Nominal (Min - Max)	kW	3,40 [0,85 - 5,00]	4,30 [0,85 - 6,00]	5,80 [0,90 - 8,10]
Heating capacity at -7°C		kW	2,88	3,37	5,03
COP <sup>1)</sup>	Nominal (Min - Max)	W/W	4,47 [3,54 - 3,70] A	3,98 [3,54 - 3,43] A	3,74 [3,46 - 3,12] A
SCOP <sup>2)</sup>		W/W	4,60 <b>A++</b>	4,60 <b>A++</b>	4,30 <b>A+</b>
Pdesign at -10°C		kW	2,7	3,2	4,4
Input power heating	Nominal (Min - Max)	kW	0,76 [0,24 - 1,35]	1,08 [0,24 - 1,75]	1,55 [0,26 - 2,60]
Annual energy consumption <sup>3)</sup>		kWh/a	822	974	1433
Indoor unit			CS-Z25UFEAW	CS-Z35UFEAW	CS-Z50UFEAW
Air volume	Cool / Heat	m³/min	9,6 / 9,9	9,9 / 10,1	11,6 / 13,2
Moisture removal volume		L/h	1,5	2,0	2,8
Sound pressure <sup>4)</sup>	Cool (Hi / Lo / Q-Lo)	dB(A)	38 / 25 / 20	39 / 26 / 20	44 / 31 / 27
	Heat (Hi / Lo / Q-Lo)	dB(A)	38 / 25 / 19	39 / 26 / 19	46 / 33 / 29
Dimension	H x W x D	mm	600 x 750 x 207	600 x 750 x 207	600 x 750 x 207
Net weight		kg	13	13	13
Outdoor unit			CU-Z25UBEA	CU-Z35UBEA	CU-Z50UBEA
Power source		V	230	230	230
Recommended fuse		A	16	16	16
Connection indoor / outdoor		mm²	—	—	—
Air volume	Cool / Heat	m³/min	28,7 / 27,2	34,3 / 33,5	39,7 / 38,6
Sound pressure <sup>4)</sup>	Cool / Heat (Hi)	dB(A)	46 / 47	48 / 48	48 / 48
Dimension <sup>5)</sup>	H x W x D	mm	542 x 780 x 289	619 x 824 x 299	695 x 875 x 320
Net weight		kg	33	35	43
Piping connections	Liquid pipe	Inch (mm)	1/4 [6,35]	1/4 [6,35]	1/4 [6,35]
	Gas pipe	Inch (mm)	3/8 [9,52]	3/8 [9,52]	1/2 [12,70]
Pipe length range		m	3 ~ 20	3 ~ 20	3 ~ 30
Elevation difference (in/out) <sup>6)</sup>		m	15	15	20
Pipe length for additional gas		m	7,5	7,5	7,5
Additional gas amount		g/m	10	10	15
Refrigerant (R32)		kg / TCO <sub>2</sub> Eq.	0,88 / 0,594	0,93 / 0,628	1,13 / 0,763
Operating range	Cool Min ~ Max	°C	-10 ~ +43	-10 ~ +43	-10 ~ +43
	Heat Min ~ Max	°C	-15 ~ +24	-15 ~ +24	-15 ~ +24

### Accessories

<b>CZ-TACG1</b>	<b>NEW</b> Panasonic Wifi kit for internet control
<b>CZ-CAPRA1</b>	RAC interface adapter for integration into P Link
<b>CZ-RD514C</b>	Wired remote controller for wall mounted Floor Console

1) EER and COP calculation is based in accordance to EN14511. 2) Energy Label Scale from A+++ to D. 3) The annual energy consumption is calculated in accordance to EU/626/2011. 4) The sound pressure of the units shows the value measured of a position 1m in front of the main body. The sound pressure is measured in accordance with Eurovent 6/C/006-97 specification. Q-Lo: Quiet mode. Lo: The lowest fan speed. 5) Add 70mm for piping port. 6) When installing the outdoor unit at a higher position than the indoor unit.



Our heat pumps containing the refrigerant R32 show a drastic reduction in the value of Global Warming Potential (GWP).



Seasonal efficiency in cooling will bring you saving all year while heating. Energy efficiency rank from A+++ to D.



Seasonal efficiency in heating will bring you saving all year while heating. Energy efficiency rank from A+++ to D.



Inverter Plus System classification highlight the Panasonic highest performing systems



Panasonic R2 Rotary Compressor. Designed to withstand extreme conditions, it delivers high performance and efficiency.



nanoe™ utilises nano-technology fine particles to purify the air in the room. It works effectively on airborne and adhesive micro-organisms.



With Super Quiet technology our devices are much more quiet than a library (30dB(A)).



Down to -10°C in cooling only mode. The air conditioner works in cooling only mode with an outdoor temperature of -10°C.



Down to -15°C in heating mode. The air conditioner works in heat pump mode with an outdoor temperature as low as -15°C.



The Panasonic renewal system allows good quality existing R410A or R32 pipe work to be re-used whilst installing new high efficiency R32 systems.



This unit is ready to connect to internet and be managed by smartphone, with a powerful and user friendly App to manage the comfort wherever you are.



The communication port is integrated into the indoor unit and provides easy connection to your Panasonic heat pump to your home management system.



5 Years Warranty. We guarantee the outdoor unit compressors in the entire range for five years.

# Panasonic®

To find out how Panasonic cares for you, log on to: [www.aircon.panasonic.eu](http://www.aircon.panasonic.eu)

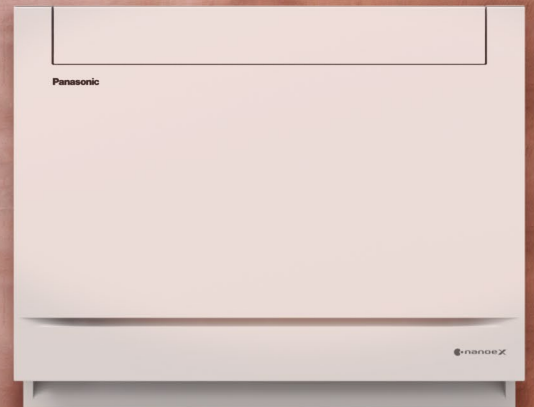
Panasonic Marketing Europe GmbH  
Panasonic Air Conditioning  
Hagenauer Strasse 43, 65203 Wiesbaden, Germany

heating & cooling solutions

# Panasonic

## NEW FLOOR CONSOLE

with new nanoe™ X air-purifying  
system: outstanding efficiency  
A++ and comfort combined with a  
breakthrough design



60<sup>th</sup> Anniversary


heating & cooling solutions



# NEW FLOOR CONSOLE EFFICIENT COMFORT AND CLEAN AIR ALL YEAR ROUND



- The new Floor console has been designed to follow the high European demands: Superquiet operation, high efficiency and purifying the air.
- Superquiet operation: When the system reaches its set temperature, the unit will operate at only 20dB(A). Because creating a comfortable home is not only by temperature, but also a quiet atmosphere matters.
- Ready to meet future demands: fully developed to work with R32 refrigerant. R32 gas is more environmentally friendly than R410A



## Always fresh and clean air with nanoe™ X

nanoe™ X with nano-technology, nano-sized electrostatic atomised water particles purify the air in the room.

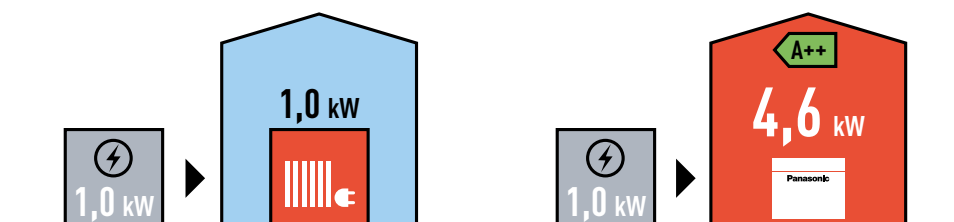
- Purificating operation can work simultaneously or independently from heating/cooling operation.
- Deodorising air and inhibiting certain viruses and bacteria (bacteria, fungus, pollen, viruses and cigarette smoke). OH radicals...hydrogen out, effectively deodorising and sterilising the air.



## High Energy efficiency class A++

Panasonic has combined its finest technology in a heat pump to deliver comfort and high efficiency. Thanks to Panasonic's original Inverter compressor, the heart of a heat pump, high levels of energy efficiency are achieved. As a results, operating costs are substantially reduced. The system can provide heat even when it is -15°C outside.

### Electrical Heater vs Heat pump



Heat pump brings the outdoor heat energy inside. The new floor console can provide heat inside even when it is -15°C outside.

SCOP on heating mode for Floor Console Type KIT-Z25-UFE and KIT-Z35-UFE compared with electrical heaters at +7°C


New Floor Console with new nanoe™ X air-purifying system: outstanding efficiency A++, comfort (Super Quiet technology only 20dB(A)) and healthy air combined with a breakthrough design.

### Easy to integrate into your home

A breakthrough design that combines perfectly with any style. We have carefully selected materials and processes to create an elegant design. Compact in size and with a stylish design, the new Floor Console will easily integrate into your home's interior decoration. There are four options available:



The perfect solution for the replacement of old boiler heating systems



Double airflow for improved comfort and temperature dispersion: through the top for an efficient operation.



New design and new wireless control

### New Panasonic Wifi kit

#### Control your comfort and the power consumption with your smartphone

With the new accessory CZ-TACG1 control the comfort and the power consumption with your smartphone or tablet via internet. Offering even more functions as if you were at home or office: start/stop, mode operation, set temperature, room temperature, weekly timer, etc as well as the new, advanced functionality provided by Internet Control to achieve better comfort and helping to increase the efficiency. Connect the CZ-TACG1 accessory to the indoor unit and link wireless to your home internet router.



One CZ-TACG1 is required per each indoor unit.

