

Panasonic

New domestic range 2023

Panasonic air conditioners provide more comfort, more savings and clean indoor air to take care of you and your family.



heating & cooling solutions




Panasonic environmental vision 2050

To achieve “a better life” and “a sustainable global environment,” Panasonic will work towards creation and more efficient utilisation of energy which exceeds the amount of energy used, aiming for a society with clean energy and a more comfortable lifestyle.

Vitalize the future with air

These are times of exceptional challenge. If the world is to move forward confidently, it must overcome the serious threats of the new global pandemics and the degrading of the environment. It must find ways large and small to reduce the stresses that affect people's health and the stability of their communities. At Panasonic, we're utilizing the power of air to create positive change. Air that benefits body and mind. Air that energizes the places where people gather to work and play. Air that reduces our burden on the Earth. With more than a century of research and expertise to guide us, we're using air to open a more hopeful and vital future for all.



Why Panasonic?

Panasonic has more than 60 years of Air conditioning experience, having produced an exceptional amount of compressors. Quality is what Panasonic stands for and this is a key factor for succeeding in the European market.



With innovative design, high efficiency and advanced technologies, such as Panasonic Comfort Cloud App for smart control and nanoe™ X for indoor air quality improvement, the residential range has been designed with you and your family in mind.

Panasonic R2 rotary compressor

The secret is flexibility. Panasonic Inverter air conditioners have the flexibility to vary the rotation speed of the compressor. This allows it to use less energy to maintain the set temperature while also being able to cool the room quicker at start up.

So you can enjoy better savings on your electricity bills while maintaining cooling comfort.

Try the new Panasonic Augmented Reality projector.



Configure in a few steps your domestic air-to-air system with our online tool.





Bringing nature's balance indoors

nanoe™ X, technology with the benefits of hydroxyl radicals.

Abundant in nature, hydroxyl radicals (also known as OH radicals) have the capacity to inhibit pollutants, viruses, and bacteria to clean and deodorise. nanoe™ X technology can bring these incredible benefits indoors so that hard surfaces, soft furnishings, and the indoor environment can be a cleaner and more pleasant place to be.

nanoe™ X, improving protection 24/7

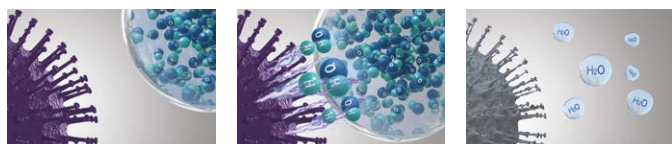
Actively cleans your air and inhibits certain types of pollutants all day long.

nanoe™ X works together with heating or cooling function when you are at home and can work independently when you are away.

Give the air conditioning the strength to increase the protection at home with nanoe™ X technology and convenient control via the Panasonic Comfort Cloud App.

Panasonic's nanoe™ X technology takes this a step further and brings nature's detergent – hydroxyl radicals – indoors to help create an ideal environment

Thanks to the nanoe™ X properties, several types of pollutants can be inhibited such as certain types of bacteria, viruses, mould, allergens, pollen and certain hazardous substances.



1. nanoe™ X reliably reaches pollutants.

2. Hydroxyl radicals denature pollutants' proteins.

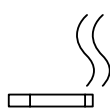
3. Pollutants activity is inhibited.



Find out more about nanoe™ X

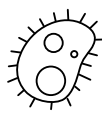
7 effects of nanoe™ X – Panasonic unique technology

Deodorises



Odours

Capacity to inhibit 5 types of pollutants



Bacteria and viruses



Mould



Allergens



Pollen



Hazardous substances

Moisturises



Skin and hair



Welcome to the connected world of Panasonic Comfort Cloud App

Whether you are at home, at the office or running a business, Panasonic Comfort Cloud put total control of your indoor air quality at your fingertips.



Remote control

Control and monitor your air conditioners anytime, anywhere.

Monitor energy consumption

Check the energy consumption of each individual unit across different time intervals by comparing the energy usage patterns to maximise energy savings.

nanoe™ X: improving protection 24/7*

Switch on nanoe™ X mode with cooling OFF / ON and see the nanoe™ X coverage in your space through a simulation.

* Only for units compatible with nanoe™ X function.

Easier Wi-Fi setup.

The advanced built-in Wi-Fi setup enables secured and easier connection to Panasonic Comfort Cloud App by scanning the QR code.




Download on the
App Store



GET IT ON
Google Play



works with
Hey Google



works with
alexa

Through the Panasonic Comfort Cloud App, TZ units can also be connected to some of the leading voice assistants on the market to further optimise air conditioning standard without having to lift a finger.

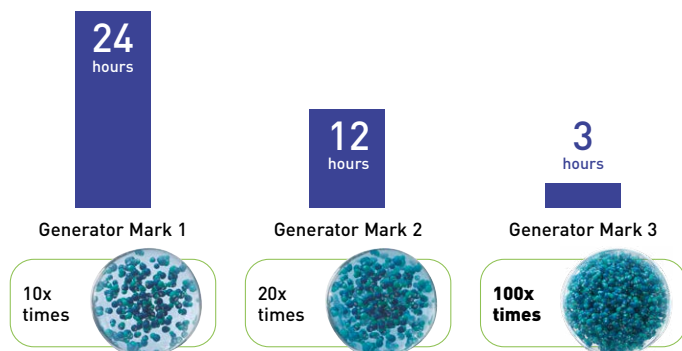
* Google, Android, Google Play and Google Home are trademarks of Google LLC. Amazon, Alexa and all related logos are trademarks of Amazon.com, Inc. or its affiliates. Availability of Voice Assistant services varies depending on Country and Language. More information about set up procedures: <https://aircon.panasonic.com/connectivity/application.html>.



Etherea with nanoe™ X technology

A smart solution to keep your home clean, comfortable and welcoming. The smart, new Etherea comes with nanoe™ X technology with the benefits of hydroxyl radicals. With advanced control options, class-leading performance, a stylish design and intelligent features.

Comparison of time required to inhibit 99% of cedar pollen¹⁾.



The new Etherea comes with nanoe X Generator Mark 3, the latest of the continuously evolving nanoe™ X technology. It has the largest amount of hydroxyl radical in the history of nanoe™ which generates 48 trillion hydroxyl radical per second, 100 times the hydroxyl radical contained in traditional nanoe™.

Air quality - nanoe™ X technology

- nanoe™ X, with the benefits of hydroxyl radicals (Generator Mark 3)
- Indoor environment can be a cleaner and more pleasant place to be all day long
- Inside cleaning operation acts to clean the inside of indoor unit.

Smart control

- Built-in Wi-Fi for advanced internet control
- Compatible with Google Assistant and Amazon Alexa

High efficiency

- Top class energy efficiency up to A+++ in heating and cooling

Ultimate comfort

- Aerowings 2.0 enhances comfortable air flow
- Super quiet ambient

Design

- Stylish, monolithic design
- High class, easy-to-use remote control with backlight

1) nanoe X Generator Mark 1: [Testing organisation] Panasonic Product Analysis Center [Test method] ELISA method of measuring allergens adhering to fabric in a test room (approx. 24 m³) [Method of inhibition] Release of nanoe™ [Target] Adhered allergen (cedar pollen) [Test Result] Inhibition of 99% or more in 24 hours (4AA33-151001-F01). nanoe X Generator Mark 2: [Testing organisation] Panasonic Product Analysis Center, [Test method] ELISA method of measuring allergens adhering to fabric in a test room (approx. 24 m³) [Method of inhibition] Release of nanoe™ [Target] Adhered allergen (cedar pollen) [Test Result] Inhibition of 99% or more in 12 hours confirmed (L19YA009). nanoe X Generator Mark 3: [Testing organisation] Panasonic Product Analysis Center [Test method] ELISA method of measuring allergens adhering to fabric in a test room (approx. 24 m³) [Method of inhibition] Release of nanoe™ [Target] Adhered allergen (cedar pollen) [Test Result] Inhibition of 99% or more in 3 hours (H21YA017-1).


Etherea with nanoe™ X technology



- nanoe X Generator Mark 3
- Inside cleaning operation
- Built-in Wi-Fi for advanced internet control
- Compatible with Google Assistant and Amazon Alexa
- Energy efficiency up to A+++ in heating and cooling
- Aerowings 2.0
- Super quiet ambient (19 dB(A))



CZ-RD517C: Wired remote controller for wall-mounted and floor console (optional)



Wall-mounted Etherea Inverter+ Graphite grey / Silver / Pure White Matt • R32

ETHEREA

Kit Graphite grey			KIT-XZ20-ZKE-H	KIT-XZ25-ZKE-H	KIT-XZ35-ZKE-H	KIT-XZ42-ZKE-H	—	—
Kit Silver			KIT-XZ20-ZKE	KIT-XZ25-ZKE	KIT-XZ35-ZKE	—	KIT-XZ50-ZKE	—
Kit Pure White Matt			KIT-Z20-ZKE	KIT-Z25-ZKE	KIT-Z35-ZKE	KIT-Z42-ZKE	KIT-Z50-ZKE	KIT-Z71-ZKE
Cooling capacity	Nominal (Min - Max)	kW	2,05 [0,75 - 2,65]	2,50 [0,85 - 3,50]	3,50 [0,85 - 4,20]	4,20 [0,85 - 5,00]	5,00 [0,98 - 6,00]	7,10 [0,98 - 8,50]
SEER ¹⁾			8,70 A+++	9,50 A+++	9,50 A+++	7,10 A++	8,50 A+++	6,50 A++
Annual energy consumption ²⁾		kWh/a	84	92	129	207	206	382
Heating capacity	Nominal (Min - Max)	kW	2,80 [0,75 - 4,00]	3,40 [0,80 - 4,80]	4,00 [0,80 - 5,50]	5,30 [0,80 - 6,80]	5,80 [0,98 - 8,00]	8,20 [0,98 - 10,20]
Heating capacity at -7 °C		kW	2,38	2,8	3,2	4,11	4,8	6,31
SCOP ¹⁾			4,80 A++	5,20 A+++	5,20 A+++	4,30 A+	4,80 A++	4,20 A+
Annual energy consumption ²⁾		kWh/a	700	700	781	1172	1225	1833
Indoor unit Graphite grey			CS-XZ20ZKEW-H	CS-XZ25ZKEW-H	CS-XZ35ZKEW-H	CS-Z42ZKEW-H	—	—
Indoor unit Silver			CS-XZ20ZKEW	CS-XZ25ZKEW	CS-XZ35ZKEW	—	CS-XZ50ZKEW	—
Indoor unit Pure White Matt			CS-Z20ZKEW	CS-Z25ZKEW	CS-Z35ZKEW	CS-Z42ZKEW	CS-Z50ZKEW	CS-Z71ZKEW
Sound pressure ³⁾	Cool-Heat (Hi/L0/Q-Lo)	dB(A)	35/24/19-36/25/19	39/25/19-39/27/19	42/28/19-43/33/19	43/31/25-43/35/29	44/37/30-44/37/30	47/38/30-47/38/30
Dimension	H x W x D	mm	295 x 870 x 229	295 x 870 x 229	295 x 870 x 229	295 x 870 x 229	295 x 1040 x 244	295 x 1040 x 244
Net weight		kg	10	10	11	10	12	13
nanoe X Generator			Mark 3	Mark 3	Mark 3	Mark 3	Mark 3	Mark 3
Outdoor unit			CU-Z20ZKE	CU-Z25ZKE	CU-Z35ZKE	CU-Z42ZKE	CU-Z50ZKE	CU-Z71ZKE
Sound pressure ³⁾	Cool / Heat (Hi)	dB(A)	45/46	46/47	48/50	49/51	47/47	52/54
Dimension ⁴⁾	H x W x D	mm	542 x 780 x 289	542 x 780 x 289	542 x 780 x 289	542 x 780 x 289	695 x 875 x 320	695 x 875 x 320
Operating range	Cool Min ~ Max	°C	-10 ~ +43	-10 ~ +43	-10 ~ +43	-10 ~ +43	-10 ~ +43	-10 ~ +43
	Heat Min ~ Max	°C	-15 ~ +24	-15 ~ +24	-15 ~ +24	-15 ~ +24	-15 ~ +24	-15 ~ +24

1) Energy Label Scale from A+++ to D. 2) The annual energy consumption is calculated in accordance to EU/626/2011. 3) The sound pressure of the indoor unit shows the value measured at a position of 1 m in front of the main body and 0,8 m below the unit. For outdoor unit 1 m in front and 1 m in rear side of main body. The sound pressure is measured in accordance with JIS C 9612. Q-Lo: Quiet mode. Lo: The lowest set fan speed. 4) Add 70 mm for piping port.



SEER and SCOP: For KIT-**25-ZKE and KIT-**35-ZKE. SUPER QUIET: For KIT-**20-ZKE, KIT-**25-ZKE and KIT-**35-ZKE. INTERNET CONTROL: Built-in Wi-Fi.

TZ super-compact with nanoe™ X technology



The perfect air conditioner for the smallest spaces in your home. The system boasts an elegant and compact chassis at only 779 mm wide, whilst still featuring nanoe™ X technology and maintaining impressive power and efficiency.

- nanoe™ X technology
- Built-in Wi-Fi for advanced internet control
- Compatible with Google Assistant and Amazon Alexa
- Super-compact design, just 779 mm wide
- Aerowings
- Super Quiet! Only 20dB(A)



CZ-RD517C: Wired remote controller for wall-mounted and floor console (optional)



Wall-mounted TZ super-compact • R32

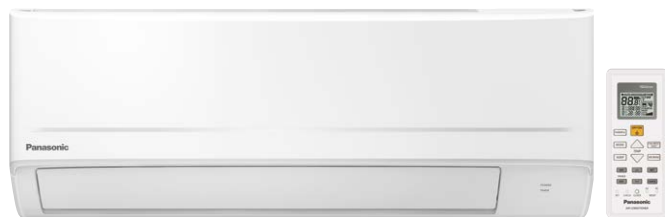
Kit			KIT-TZ20-ZKE	KIT-TZ25-ZKE	KIT-TZ35-ZKE	KIT-TZ42-ZKE	KIT-TZ50-ZKE	KIT-TZ60-ZKE	KIT-TZ71-ZKE
Cooling capacity	Nominal (Min - Max)	kW	2,00 (0,75 - 2,50)	2,50 (0,85 - 3,00)	3,50 (0,85 - 4,00)	4,20 (0,85 - 4,60)	5,00 (0,98 - 5,60)	6,00 (0,98 - 6,60)	7,10 (0,98 - 8,40)
SEER ¹⁾			7,00 A++	7,10 A++	6,80 A++	6,40 A++	6,90 A++	6,80 A++	6,20 A++
Annual energy consumption ²⁾		kWh/a	100	123	180	230	254	309	401
Heating capacity	Nominal (Min - Max)	kW	2,70 (0,70 - 3,60)	3,30 (0,80 - 4,10)	4,00 (0,80 - 5,10)	5,00 (0,80 - 6,80)	5,80 (0,98 - 7,50)	7,00 (0,98 - 8,20)	8,20 (0,98 - 10,20)
Heating capacity at -7 °C		kW	2,14	2,70	3,30	3,90	4,62	4,90	6,31
SCOP ¹⁾			4,60 A++	4,60 A++	4,60 A++	4,10 A+	4,50 A+	4,30 A+	4,10 A+
Annual energy consumption ²⁾		kWh/a	639	730	852	1229	1244	1433	1878
Indoor unit			CS-TZ20ZKEW	CS-TZ25ZKEW	CS-TZ35ZKEW	CS-TZ42ZKEW	CS-TZ50ZKEW	CS-TZ60ZKEW	CS-TZ71ZKEW
Sound pressure ³⁾	Cool (Hi / Lo / Q-Lo)	dB(A)	37/25/20	40/26/20	42/30/20	44/31/25	44/37/33	45/37/34	47/38/35
	Heat (Hi / Lo / Q-Lo)	dB(A)	38/26/22	40/27/22	42/33/22	44/35/28	44/37/33	45/37/34	47/38/35
Dimension	H x W x D	mm	290 x 779 x 209	290 x 779 x 209	290 x 779 x 209	290 x 779 x 209	290 x 779 x 209	295 x 1040 x 244	295 x 1040 x 244
nanoe X Generator			Mark 1	Mark 1	Mark 1	Mark 1	Mark 1	Mark 1	Mark 1
Outdoor unit			CU-TZ20ZKE	CU-TZ25ZKE	CU-TZ35ZKE	CU-TZ42ZKE	CU-TZ50ZKE	CU-TZ60ZKE	CU-TZ71ZKE
Sound pressure ³⁾	Cool / Heat (Hi)	dB(A)	46/47	47/48	48/50	49/51	48/49	49/51	52/54
Dimension ⁴⁾	H x W x D	mm	542 x 780 x 289	542 x 780 x 289	542 x 780 x 289	542 x 780 x 289	619 x 824 x 299	619 x 824 x 299	695 x 875 x 320
Operating range	Cool Min ~ Max	°C	-10 ~ +43	-10 ~ +43	-10 ~ +43	-10 ~ +43	-10 ~ +43	-10 ~ +43	-10 ~ +43
	Heat Min ~ Max	°C	-15 ~ +24	-15 ~ +24	-15 ~ +24	-15 ~ +24	-15 ~ +24	-15 ~ +24	-15 ~ +24

1) Energy Label Scale from A+++ to D. 2) The annual energy consumption is calculated in accordance to EU/626/2011. 3) The sound pressure of the indoor unit shows the value measured of a position 1 m in front of the main body and 0,8 m below the unit. For outdoor unit 1 m in front and 1 m in rear side of main body. The sound pressure is measured in accordance with JIS C 9612. Q-Lo: Quiet mode. Lo: The lowest set fan speed. 4) Add 70 mm for piping port.



SEER and SCOP: For KIT-TZ25-ZKE. SUPER QUIET: For KIT-TZ20-ZKE, KIT-TZ25-ZKE and KIT-TZ35-ZKE. INTERNET CONTROL: Built-in Wi-Fi.

BZ super-compact with PM2,5 filter



Compact and efficient, with an in-built PM2.5 filter helping maintain the room's air quality.

- Super-compact design, just 779 mm wide
- Cleaner indoor air with PM2,5 Filter
- Aerowings
- Super Quiet! Only 20 dB(A)
- Heating down to -15 °C
- Optional internet and voice control (requires CZ-TACG1)



CZ-TACG1: Wi-Fi adapter for smart control via Panasonic Comfort Cloud App (optional)



CZ-RD517C: Wired remote controller for wall-mounted and floor console (optional)



Wall-mounted BZ super-compact Inverter • R32

Kit			KIT-BZ25-ZKE	KIT-BZ35-ZKE	KIT-BZ50-ZKE	KIT-BZ60-ZKE
Cooling capacity	Nominal (Min - Max)	kW	2,50 (0,85 - 3,00)	3,30 (0,85 - 3,90)	5,00 (0,98 - 5,40)	6,00 (0,98 - 6,50)
SEER ¹⁾			6,30 A++	6,30 A++	6,50 A++	6,40 A++
Annual energy consumption ²⁾			139	183	269	328
Heating capacity	Nominal (Min - Max)	kW	3,15 (0,80 - 3,60)	3,70 (0,80 - 4,40)	5,40 (0,98 - 7,50)	6,80 (0,98 - 8,00)
Heating capacity at -7 °C		kW	2,14	2,60	4,62	5,10
SCOP ¹⁾			4,30 A+	4,20 A+	4,20 A+	4,10 A+
Annual energy consumption ²⁾			619	800	1333	1502
Indoor unit			CS-BZ25ZKE	CS-BZ35ZKE	CS-BZ50ZKE	CS-BZ60ZKE
Sound pressure ³⁾	Cool (Hi / Lo / Q-Lo)	dB(A)	37/26/20	38/30/20	44/37/34	45/37/34
	Heat (Hi / Lo / Q-Lo)	dB(A)	36/27/24	38/33/25	44/37/34	45/37/34
Dimension	H x W x D	mm	290 x 779 x 209	290 x 779 x 209	290 x 779 x 209	290 x 779 x 209
Outdoor unit			CU-BZ25ZKE	CU-BZ35ZKE	CU-BZ50ZKE	CU-BZ60ZKE
Sound pressure ³⁾	Cool / Heat (Hi)	dB(A)	48/49	48/50	48/49	50/50
Dimension ⁴⁾	H x W x D	mm	542 x 780 x 289	542 x 780 x 289	619 x 824 x 299	695 x 875 x 320
Operating range	Cool Min ~ Max	°C	-10 ~ +43	-10 ~ +43	-10 ~ +43	-10 ~ +43
	Heat Min ~ Max	°C	-15 ~ +24	-15 ~ +24	-15 ~ +24	-15 ~ +24

1) Energy Label Scale from A+++ to D. 2) The annual energy consumption is calculated in accordance to EU/626/2011. 3) The sound pressure of the indoor unit shows the value measured of a position 1 m in front of the main body and 0,8 m below the unit. For outdoor unit 1 m in front and 1 m in rear side of main body. The sound pressure is measured in accordance with JIS C 9612. Q-Lo: Quiet mode. Lo: The lowest set fan speed. 4) Add 70 mm for piping port.



SEER: For KIT-BZ50-ZKE. SCOP: For KIT-BZ25-ZKE. SUPER QUIET: For KIT-BZ25-ZKE and KIT-BZ35-ZKE. INTERNET CONTROL: Optional.

UZ super-compact with Aerowings



Compact and efficient, providing a high level of comfort with Aerowings.

- Super-compact design, just 779 mm wide
- Cleaner indoor air with Dust collection filter
- Aerowings
- Super Quiet! Only 20 dB(A)
- Heating down to -15 °C
- Optional internet and voice control (requires CZ-TACG1)



CZ-TACG1: Wi-Fi adapter for smart control via Panasonic Comfort Cloud App (optional)



CZ-RD517C: Wired remote controller for wall-mounted and floor console (optional)



Wall-mounted UZ super-compact Inverter • R32

Kit			KIT-UZ25-ZKE	KIT-UZ35-ZKE	KIT-UZ50-ZKE
Cooling capacity	Nominal (Min - Max)	kW	2,50 [0,85 - 3,00]	3,30 [0,85 - 3,90]	5,00 [0,98 - 5,40]
SEER ¹⁾			6,20 A++	6,20 A++	6,50 A++
Annual energy consumption ²⁾			141	186	269
Heating capacity	Nominal (Min - Max)	kW	3,15 [0,80 - 3,60]	3,70 [0,80 - 4,40]	5,40 [0,98 - 7,40]
Heating capacity at -7 °C		kW	2,14	2,60	4,52
SCOP ¹⁾			4,20 A+	4,10 A+	4,10 A+
Annual energy consumption ²⁾			633	820	1366
Indoor unit			CS-UZ25ZKE	CS-UZ35ZKE	CS-UZ50ZKE
Sound pressure ³⁾	Cool (Hi / Lo / Q-Lo)	dB(A)	37/26/20	38/30/20	44/37/34
	Heat (Hi / Lo / Q-Lo)	dB(A)	36/27/24	38/33/25	44/37/34
Dimension	H x W x D	mm	290 x 779 x 209	290 x 779 x 209	290 x 779 x 209
Outdoor unit			CU-UZ25ZKE	CU-UZ35ZKE	CU-UZ50ZKE
Sound pressure ³⁾	Cool / Heat (Hi)	dB(A)	48/49	48/50	48/49
Dimension ⁴⁾	H x W x D	mm	542 x 780 x 289	542 x 780 x 289	619 x 824 x 299
Net weight		kg	24	25	35
Operating range	Cool Min ~ Max	°C	-10 ~ +43	-10 ~ +43	-10 ~ +43
	Heat Min ~ Max	°C	-15 ~ +24	-15 ~ +24	-15 ~ +24

1) Energy Label Scale from A+++ to D. 2) The annual energy consumption is calculated in accordance to EU/626/2011. 3) The sound pressure of the indoor unit shows the value measured of a position 1 m in front of the main body and 0,8 m below the unit. For outdoor unit 1 m in front and 1 m in rear side of main body. The sound pressure is measured in accordance with JIS C 9612. Q-Lo: Quiet mode. Lo: The lowest set fan speed. 4) Add 70 mm for piping port.



SEER: For KIT-UZ50-ZKE. SCOP: For KIT-UZ25-ZKE. SUPER QUIET: For KIT-UZ25-ZKE and KIT-UZ35-ZKE. INTERNET CONTROL: Optional.

Low Static Pressure Hide Away



Ideal for homes where the heating and cooling solutions should be nicely integrated, whilst maintaining high comfort and efficiency.

- Extremely compact indoor units (only 200 mm high)
- Eco mode for 20% energy saving
- Optional internet and voice control (requires CZ-TACG1)
- Drain pump included



CZ-TACG1: Wi-Fi adapter for smart control via Panasonic Comfort Cloud App (optional)



Low Static Pressure Hide Away Inverter • R32
















KIT			KIT-Z25-UD3	KIT-Z35-UD3	KIT-Z50-UD3	KIT-Z60-UD3
Cooling capacity	Nominal (Min - Max)	kW	2,50 [0,85 - 3,20]	3,50 [0,85 - 4,00]	5,10 [0,90 - 5,70]	6,00 [0,90 - 6,50]
SEER ¹⁾			5,90 A+	5,80 A+	5,90 A+	5,60 A+
Annual energy consumption ²⁾		kWh/a	148	211	303	375
Heating capacity	Nominal (Min - Max)	kW	3,20 [0,85 - 4,60]	4,20 [0,85 - 5,10]	6,10 [0,90 - 7,20]	7,00 [0,90 - 8,00]
Heating capacity at -7 °C		kW	2,60	3,00	4,50	5,10
SCOP ¹⁾			4,20 A+	4,10 A+	4,10 A+	4,10 A+
Annual energy consumption ²⁾		kWh/a	867	956	1366	1571
Indoor unit			CS-Z25UD3EAW	CS-Z35UD3EAW	CS-Z50UD3EAW	CS-Z60UD3EAW
Sound pressure ³⁾	Cool (Hi / Lo / Q-Lo)	dB(A)	33/27/24	33/27/24	39/29/26	41/30/27
	Heat (Hi / Lo / Q-Lo)	dB(A)	35/27/24	35/27/24	39/30/27	41/32/29
Dimension	H x W x D	mm	200 x 750 x 640	200 x 750 x 640	200 x 750 x 640	200 x 750 x 640
Outdoor unit			CU-Z25UBEA	CU-Z35UBEA	CU-Z50UBEA	CU-Z60UBEA
Sound pressure ³⁾	Cool / Heat (Hi)	dB(A)	46/47	48/48	48/48	49/50
Dimension ⁴⁾	H x W x D	mm	542 x 780 x 289	619 x 824 x 299	695 x 875 x 320	695 x 875 x 320
Net weight		kg	33	35	43	43
Operating range	Cool Min ~ Max	°C	-10 ~ +43	-10 ~ +43	-10 ~ +43	-10 ~ +43
	Heat Min ~ Max	°C	-15 ~ +24	-15 ~ +24	-15 ~ +24	-15 ~ +24

1) Energy Label Scale from A+++ to D. 2) The annual energy consumption is calculated in accordance to EU/626/2011. 3) The sound pressure of the indoor unit shows the value measured at a position of 1,5 m below the unit with 1 m duct on the suction side and 2 m duct on the discharge side. For outdoor unit 1 m in front and 1 m in rear side of main body. The sound pressure is measured in accordance with JIS C 9612. 4) Add 100 mm for indoor unit or 70 mm for outdoor unit for piping port.



SEER and SCOP: For KIT-Z25-UD3. INTERNET CONTROL: Optional.

Compare solutions

	Color	Capacity	Indoor unit dimension	Efficiency ¹⁾	Indoor air quality	Outdoor temperature	Comfort	Super Quiet	Connectivity
Wall-mounted Etherea									
	Graphite grey / silver / matt white	2,0 to 7,1 kW	295 x 870 x 229 (295 x 1040 x 244 wide model)	A+++ A+++	 nanoe X Generator Mark 3	-10 °C in cooling mode -20 °C in heating mode	Aerowings 2.0	 19 dB(A)	Built-in Wi-Fi
Wall-mounted TZ super-compact									
	Matte white	2,0 to 7,1 kW	290 x 779 x 209 (295 x 1040 x 244 wide model)	A++ A++	 nanoe X Generator Mark 1	-10 °C in cooling mode -15 °C in heating mode	Aerowings	 20 dB(A)	Built-in Wi-Fi
Wall-mounted BZ super-compact									
	Matte white	2,5 to 6,0 kW	290 x 779 x 209	A++ A+	PM2,5 Filter	-10 °C in cooling mode -15 °C in heating mode	Aerowings	 20 dB(A)	Optional Wi-Fi CZ-TACG1
Wall-mounted UZ super-compact									
	Matte white	2,5 to 5,0 kW	290 x 779 x 209	A++ A+	Dust collection filter	-10 °C in cooling mode -15 °C in heating mode	Aerowings	 20 dB(A)	Optional Wi-Fi CZ-TACG1
Floor console									
	White	2,5 to 5,0 kW	600 x 750 x 207	A++ A++	 nanoe X Generator Mark 1	-10 °C in cooling mode -15 °C in heating mode	Double air flow	 20 dB(A)	Optional Wi-Fi CZ-TACG1
Low static pressure hide-away									
		2,5 to 6,0 kW	200 x 750 x 640	A+ A+	Air filter	-10 °C in cooling mode -15 °C in heating mode	Weekly timer	 24 dB(A)	Optional Wi-Fi CZ-TACG1

¹⁾ Energy efficiency class in 2,5 kW references. * All data in this chart is applicable in most of the models in each line up, check product specifications to confirm.

Multi split system

If air conditioning requirements exceed the scope of a single room, Panasonic offers an extensive range of possibilities with a multi split solution.

1 Flexibility

- Up to 5 indoor units with a single outdoor unit
- Up to 5 rooms with individual control
- Compact units and long connection distance

2 Air quality

Indoor units with nanoe™ X technology to improve protection 24/7*

* Not applicable to hide-away type

3 High energy efficiency

- Energy efficiency class A+++ SEER

4 Smart control

- Indoor units compatible with internet and voice control
- Advanced control with Panasonic Comfort Cloud App
- Compatible with Google Assistant and Amazon Alexa



Why a multi split is better than several separate split units

Up to 5 indoor units with a single outdoor unit.

- Just one compact outdoor unit
- Increased comfort in the house since every room has its own indoor unit for heating or cooling
- Much more powerful than a single split

- More efficient since the units are always operating at full capacity
- You can connect all types of indoor units, such as wall types and consoles, depending on what suits your house best.

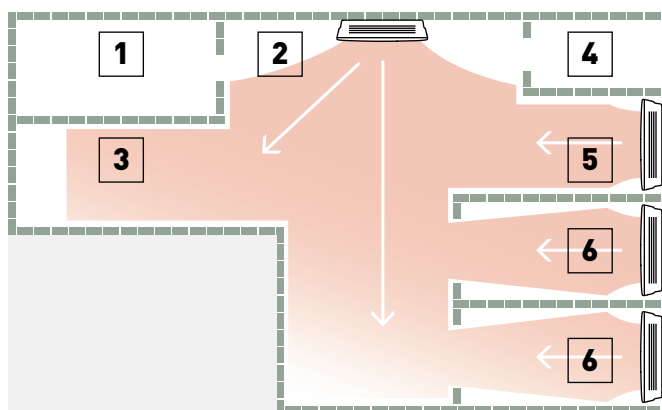
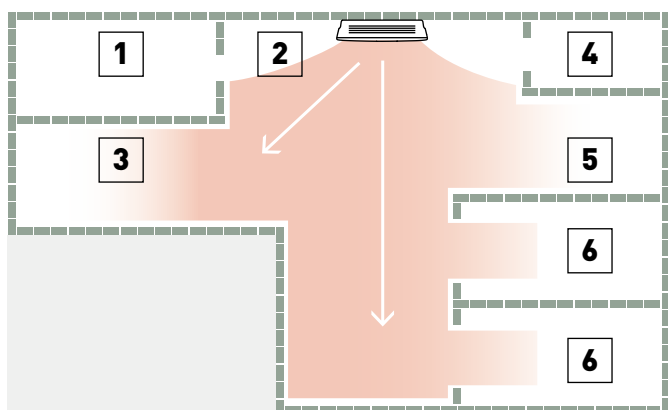
Solution with single split.

One indoor unit is connected to one outdoor unit. The indoor unit is placed in the main hallway and heats the entire house. Certain rooms may not be perfectly heated, which causes inadequate comfort.

Solution with multi split.

With one outdoor unit, you can connect up to five indoor units. There is one indoor unit per room or area. It gives an extreme increase in comfort levels. On the roof, there is only one outdoor unit.

1. Laundry room. 2. Entrance. 3. Kitchen / dining area. 4. Bathroom. 5. Living room. 6. Bedroom.














The multi split solution offers high flexibility, as 2 to 5 indoor units can be connected to a single outdoor unit. The wide range of compatible indoor units includes Etherea and TZ wall-mounted units, floor console, 4 way 60x60 cassette and low static pressure hide-away.

Multi TZ super-compact system










Panasonic Multi TZ system provides comfort up to 3 rooms or spaces at home, using one compact outdoor unit to space outside. Each room will have independent control, enjoying more precise temperature control and saving energy when room is not in use.

Outdoor Unit. System Capacity (Min - Max Indoor Cooling Capacity Nominal)

2 Rooms			3 Rooms		4 Rooms		5 Rooms
3,2 - 6,0kW	3,2 - 6,0kW	3,2 - 7,7kW	4,5 - 9,5kW	4,5 - 11,2kW	4,5 - 11,5kW	4,5 - 14,7kW	4,5 - 18,3kW
							
CU-ZZ35TBE	CU-ZZ41TBE	CU-ZZ50TBE	CU-3Z52TBE	CU-3Z68TBE	CU-4Z68TBE	CU-4Z80TBE	CU-5Z90TBE
  							
CU-2TZ41TBE*							
CU-2TZ50TBE*							
CU-3TZ52TBE*							

* Multi TZ outdoor units are compatible with Wall-mounted TZ super-compact indoor units only.

Indoor Units

	Indoor air quality	Comfort	Connectivity
Wall-mounted Etherea Sleek and stylish design. 	 nanoeX nanoe X Generator Mark 3 Inside cleaning function	Aerowings 2.0	Built-in Wi-Fi
Wall-mounted TZ super-compact The perfect unit for the smallest spaces in your home. 	 nanoeX nanoe X Generator Mark 1	Aerowings	Built-in Wi-Fi
Floor console Integrates perfectly with the most modern environments. 	 nanoeX nanoe X Generator Mark 1	Double air flow for improved comfort and temperature dispersion.	Optional Wi-Fi CZ-TACG1
4-way 60x60 cassette Compact and stylish design (only 250 mm ceiling depth). Built-in drain pump. 	 nanoeX nanoe X Generator Mark 2	Individual flap control. Better control of the air flow with 4 motors.	Optional Wi-Fi CZ-TACG1
Low static pressure hide-away Compact units without losing static pressure. Drain pump included. 	Air filter	Eco mode for 20% energy saving.	Optional Wi-Fi CZ-TACG1

* All data in this chart is applicable in most of the models in each line up, check product specifications to confirm.

Energy saving



Refrigerant R32.

Our heat pumps containing R32 refrigerant show a drastic reduction in the value of Global Warming Potential (GWP). An important step to reduce greenhouse gases. R32 is also a component refrigerant, making it easy to recycle.



Inverter+ system.

This classification highlights Panasonic's highest performing systems.



Inverter system.

The Inverter range provides greater efficiency and comfort. Provides more precise temperature control, without highs and lows, and keeps the ambient temperature constant with lower energy consumption and a significant reduction in noise and vibration levels.



Panasonic R2 rotary compressor.

Panasonic R2 rotary compressor. Designed to withstand extreme conditions, it delivers high performance and efficiency.

High performance and indoor air quality



nanoe™ X.

Technology with the benefits of hydroxyl radicals has the capacity to inhibit pollutants, viruses, and bacteria to clean and deodorise.



PM2.5 filter.

Particulate matter (PM2.5) can be found suspended in the air, including dust, dirt, smoke and liquid droplets. Sized at 2.5µm, these particles are said to pose health problems as they can easily enter our lungs.



Dust collection filter.

This filter collects and retains particles suspended in the air, resulting in cleaner air in the room.



Antiallergy properties.

System is equipped with antiallergy properties filter.



Inside cleaning.

This function works to dry-off to inside air conditioner with nanoe™ X. It can inhibit certain adhered bacteria, viruses and mould up to 99% efficiency.



Super Quiet.

Thanks to its latest generation compressor and its twin blade fan, our outdoor unit is one of the most silent on the market. The indoor unit emits an almost imperceptible 18 dB(A).



Mild Dry cooling.

Fine control helps prevent a rapid decrease in room humidity while maintaining the set temperature. Maintains an RH* up to 10% higher than cooling operation (*RH: Relative Humidity). Ideal when sleeping with the air conditioner on.



Aerowings.

More comfort with Aerowings. Direct air flow to the ceiling, creating a shower cooling effect with built-in twin flap.



Down to -10 °C in cooling only mode.

The air conditioner works in cooling mode when the outdoor temperature of -10 °C.



Down to -15 °C in heating mode.

The air conditioner works in heat pump mode when the outdoor temperature is as low as -15 °C.



R22/R410A Renewal.

The Panasonic renewal system allows good quality existing R410A or R22 pipe work to be re-used whilst installing high efficiency R32 systems.



Odour-removing function.

Allows the exchanger to be cleaned, preventing possible odours. While this function is connected, the fan also remains OFF momentarily to avoid unpleasant odours while the exchanger is being cleaned.



Removable, washable panel.

The front panel is easy to keep clean. It can be removed quickly in one single step and can be washed in water. A clean front panel ensures smoother, more efficient operation, which can save energy.



Powerful mode.

The rapid and effective powerful mode is ideal for when you come home on the hottest or coldest days. It works at maximum power to reach the desired temperature in just 15 minutes.



Soft Dry operation mode.

The soft dry mode eliminates excess moisture with a soft breeze and provides a sense of wellbeing without much change in temperature.



Personal air flow creation.

Permits the air direction to be adjusted vertically and horizontally. This feature can be conveniently selected by remote controller.



Automatic vertical air flow control.

The flap swings up and down automatically. The flow can also be set at a fixed angle with the remote controller.



Manual horizontal air flow control.



Auto mode.

Automatically switches the current operation mode to heating or cooling mode necessary to keep the temperature at a constantly comfortable level based on the temperature of the room. In case of multi split installation the function is limited to first unit working and logic of switching is different considering also the outdoor temperature.



Hot Start mode.

At the start of heating cycle and after defrost cycle, the indoor fan will start up once the indoor heat exchanger is warm.



Real time clock with dual ON / OFF timer.

This feature enables you to preset two different sets of start/stop operation timer (hour and minute) within a 24-hour time frame.



Weekly timer.

Allow to fix per each day of the week up to 6 operations per day.



LCD infrared remote controller.



Automatic restart.

This function permits automatic restarting if safe mode operation has stopped for some unusual reason, such as after a power cut. As soon as the power is back, the unit restarts with the parameters selected before it stopped.



Long piping.

Indicates the maximum length of pipe between the outdoor unit and the indoor unit(s). The distances permitted, demonstrate the installations possible.



Top-panel maintenance access.

Maintenance of an outdoor unit used to be quite a tedious task. Now, with the possibility of removing the top cover, maintenance is quick and easy.



Self-diagnosis function.

With this function the unit carries out a process self-diagnosis when a particular function does not work correctly. This allows faster servicing.

High connectivity



RAC interface adapter for integration into S-Link.

CZ-CNT port integration to PACi and ECOi. Domestic integration to S-Link. Can connect ranges to S-Link. Full control is now possible.



Wi-Fi control.

A next generation system providing user-friendly control of air conditioning or heat pump units from everywhere, using a simple Android™ or iOS smartphone or tablet via Wi-Fi.



Easy control by BMS.

The communication port can be integrated into the indoor unit and provides easy connection to, and control of, your Panasonic heat pump to your home or building management system.



5 Years warranty.

Panasonic guarantees the compressors in the entire range for five years.

Panasonic®

To find out how Panasonic cares for you, log on to:
www.aircon.panasonic.eu

Panasonic Marketing Europe GmbH
Panasonic Heating & Ventilation Air-conditioning Europe
Hagenauer Strasse 43, 65203 Wiesbaden, Germany



heating & cooling solutions